



WITH

ParfaitPro






TABLE OF CONTENTS

WELCOME..... 4	HORCHATA APPLE PARFAIT 10	BERRY TRIO PARFAIT.... 18	SUNNY DAY PARFAIT 26
APPLE NACHOS..... 6	CHA CHA CHAI 12	PUMPKIN PATCH..... 20	SWEET POTATO PIE PARFAIT 28
CHIA BERRY PUDDING PARFAIT..... 8	FROZEN PARFAIT POP 14	LUCKY RAINBOW PARFAIT 22	NUTRITION 30
	POCKY PARFAIT 16	BANANA SPLIT PARFAIT 24	

WELCOME TO LAYER LAB!

Flip through this book to see some of our favorite formulas for creating delicious **yogurt parfaits**. Your students will love discovering all their **favorite flavors** inside each cup—like fresh fruit, cereal, muffin morsels and so much more. So, throw on a lab coat, grab a bag of **ParfaitPro**® and let's get started!

LAYER UP WITH THE #1 BULK YOGURT IN FOODSERVICE¹:

- ✓ Student approved: preferred taste and texture to DannonPro³
- ✓ Squeezable bag for less mess and reduced waste
- ✓ No artificial flavors or colors from artificial sources, no high fructose corn syrup, gluten-free
- ✓ Made without gelatin
- ✓ Made with rBST-free milk

Assemble
parfaits in half
the time!²

Yoplait
ParfaitPro

Available
in Vanilla,
Strawberry &
NEW Blueberry!



¹The NPD Group/SupplyTrack®, Yogurt in K-12 channel, 12 months ending June 2018, in \$ and pounds

²According to General Mills time test with both experienced and inexperienced parfait makers.

³Based on external single location CLT, N=240, 8/14/18, Based on mean liking & preference scores with teens and kids DannonPro Vanilla vs ParfaitPro Vanilla & DannonPro Strawberry vs ParfaitPro Strawberry. Texture = thickness, smoothness & creaminess liking

APPLE NACHOS

YIELD: 16 PORTIONS

INGREDIENTS

Sunflower seeds, roasted, unsalted
Nature Valley™ Granola Cereal Bulkpack
Oats 'n Honey (27111)
Apples, green, sliced
Strawberries, fresh, sliced
Dried cranberries
Yoplait® ParfaitPro® Lowfat Blueberry Yogurt (16067)

WEIGHT

4.5 oz
16 oz
4 lbs
12 oz
10 oz
64 oz

MEASURE

1 cup
6¼ cups
16 cups
2 cups
2 cups
1 bag

DIRECTIONS

- 1 Combine sunflower seeds and granola and divide evenly between 16 3- or 4-ounce cups. Place cups into 16 large paper boats or clamshell containers.
- 2 Arrange 1 cup apple slices in the boats.
- 3 Pipe 4 ounces of yogurt in the center of the apple slices.
- 4 Scatter ½ cup each strawberries and cranberries over yogurt.
- 5 Serve chilled.

MADE WITH LOVE

Top red apples with strawberries & strawberry yogurt for a festive Valentine's Day treat.



MEAL PATTERN CONTRIBUTION

1 oz eq grain

2 meat alternative

1½ cup fruit



DID YOU KNOW?
 Chia seeds are packed with fiber, calcium, protein and other nutrients.

CHIA BERRY PUDDING PARFAIT

YIELD: 16 PORTIONS

INGREDIENTS

WEIGHT

MEASURE

CHIA PUDDING

Yoplait® ParfaitPro® Lowfat Strawberry Yogurt (16631)	64 oz	1 bag
Applesauce, unsweetened	2 lb 4 oz	4 cups
Dried cranberries	10 oz	2 cups
Chia seeds, whole	2 oz	¼ cup

PARFAIT BASE & TOPPING

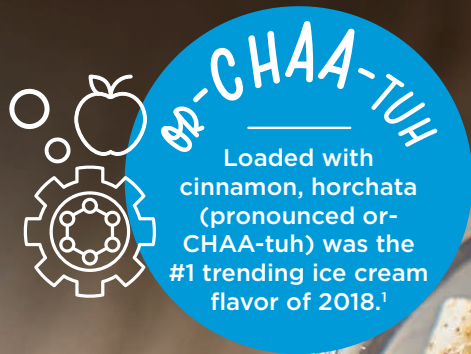
Strawberries, fresh, sliced	54 oz	9 cups
-----------------------------	-------	--------

DIRECTIONS

- 1 Combine yogurt, applesauce, dried cranberries and chia seeds and refrigerate at least 4 hours or overnight.
- 2 Place ½ cup strawberries in the bottom of each of 16 serving cups.
- 3 Place #6 scoop of chia pudding in each cup.
- 4 Top chia pudding with remaining 1 cup of strawberries, divided evenly between the cups.
- 5 Serve chilled.

MEAL PATTERN CONTRIBUTION

1 meat alternative
1 cup fruit



HORCHATA APPLE PARFAIT

YIELD: 16 PORTIONS

INGREDIENTS	WEIGHT	MEASURE
Apples, green, diced	40 oz	9 cups
Cinnamon, ground		1½ tsp
Yoplait® ParfaitPro® Lowfat Vanilla Yogurt (16631)	64 oz	1 bag
Cinnamon Chex™ Cereal Cup (14883)	17.8 oz	9 each
Cinnamon, ground		4 tsp

DIRECTIONS

- 1 Combine apples and 1½ tsp cinnamon and toss to coat.
- 2 Place ½ cup apples in the bottom of each of 16 serving cups.
- 3 In a large mixing bowl, combine yogurt, 8 packages of cereal and 4 tsp cinnamon and stir gently to combine.
- 4 Place 1 #16 scoop of horchata yogurt mixture on top of each serving of apples.
- 5 Divide remaining 1 cup of apples and cup of cereal between parfaits as a topping.
- 6 Serve chilled.

*Square, July 2019, Good Morning America "We all scream for ice cream! Horchata and unicorn are among top trending flavors of the year" <https://www.goodmorningamerica.com/food/story/scream-ice-cream-horchata-unicorn-top-trending-flavors-64247081>

MEAL PATTERN CONTRIBUTION

1 oz eq grain

1 meat alternative

½ cup fruit



JUST PEACHY

Swap out mango for canned peaches for an equally delicious creation.



CHA CHA CHAI

YIELD: 16 PORTIONS

INGREDIENTS

WEIGHT MEASURE

CHAI SPICE BLEND

Cinnamon, ground		1¼ tsp
Cardamom, ground		1 tsp
Coriander, ground		½ tsp
Ginger, ground		½ tsp
Cloves, ground		¼ tsp
Black pepper, finely ground		⅛ tsp

PARFAIT BASE & TOPPINGS

Yoplait® ParfaitPro® Lowfat Blueberry Yogurt (16067)	64 oz	1 bag
Mango, chunks, frozen	2 lbs 3 oz	7 cups
Blueberries, fresh	¼ oz	1 cup
Cinnamon Toast Crunch™ Cereal Bowlpak 1 oz (11815)		16 each

DIRECTIONS

- 1 Combine spices in a small bowl and blend well.
- 2 Empty Blueberry ParfaitPro® into a medium bowl, fold in spice blend and mix well.
- 3 Fold mangoes and blueberries together.
- 4 Divide 7 cups of the mango-blueberry mixture evenly between 16 serving cups.
- 5 Add ½ cup of yogurt on top of fruit and place remaining 1 cup of fruit on top of yogurt.
- 6 Chill until ready to serve. Serve product within 72 hours of preparation.
- 7 Serve with Cinnamon Toast Crunch™ bowlpak.

MEAL PATTERN CONTRIBUTION

1 oz eq grain

1 meat alternative

½ cup fruit



MIX IT UP!

Experiment with different fruit & yogurt combinations for fun & seasonal menu variety.

FROZEN PARFAIT POP

YIELD: 16 PORTIONS

INGREDIENTS

Yoplait® ParfaitPro® Lowfat Blueberry Yogurt (16067)
Bananas, very ripe, mashed
Blueberries, fresh
Nature Valley™ Granola Cereal Bulkpak Oats 'n Honey (27111)

WEIGHT

64 oz
56 oz
5¼ oz
16 oz

MEASURE

1 bag
7 cups
1 cup
6¼ cup

DIRECTIONS

- 1 In a large mixing bowl, combine yogurt, bananas and blueberries and blend well.
- 2 Place ½ Tbsp of granola in the bottom of each 16 serving cups.
- 3 Place 1 #8 scoop of yogurt mixture into each serving cup.
- 4 Divide remaining granola between cups to top.
- 5 Place 1 plastic spoon straight up in the middle of each cup.
- 6 Freeze overnight.
- 7 For service, thaw cups for 30 minutes, twist spoon to remove pop from cup.
- 8 Place pop in paper boat and serve frozen,

MEAL PATTERN CONTRIBUTION

1 oz eq grain

1 meat alternative

½ cup fruit



JAPANESE STYLE
 In Japan, parfaits are decorated with lively, sweet ingredients like cookies, sprinkles and more.¹

POCKY PARFAIT

YIELD: 8 PORTIONS

INGREDIENTS WEIGHT MEASURE

Yoplait® ParfaitPro® Lowfat Strawberry Yogurt (16067)	64 oz	1 bag
Oranges, fresh (138 case count)		2 each
Bananas (150 case count)		4 each
Green grapes, fresh, sliced	10½ oz	2 cups
Strawberries, fresh	12 oz	2 cups

OPTIONAL FINISHING

Pocky Biscuit Sticks		8 each
Whipped topping		32 Tbsp
Sprinkles		4 tsp

DIRECTIONS

- 1 Pipe 8 oz of strawberry yogurt into individual serving cups.
- 2 Cut oranges in half and then cut each half into 4 thick slices.
- 3 Peel bananas and cut in half, then cut in half longways for 4 long slices.
- 4 Right before service, place two banana slices, 2 oranges slices in the yogurt. Add ¼ cup each grapes and strawberries.
- 5 If desired, add a Pocky Stick and garnish with whipped topping and sprinkles.
- 6 Serve chilled.

TIP: Serve with Annie's™ Organic Graham Crackers Bunny Grahams™ Single Serve Honey to add 1 oz equivalent grain.

¹<https://www.thespruceeats.com/how-to-make-a-japanese-style-parfait-2030861>

MEAL PATTERN CONTRIBUTION

2 meat alternative
1 cup fruit

QUICK TIP

Looking for ways to reduce food waste? Use yesterday's muffin tops to build tasty parfaits.



BERRY TRIO PARFAIT

YIELD: 16 PORTIONS

INGREDIENTS WEIGHT MEASURE

Pillsbury™ K12 Place & Bake Whole Grain Muffin Top, Blueberry (11113), fully baked and cooled	2.1 oz each	16 each
Blueberries, fresh	2 lb 10 oz	8 cups
Yoplait® ParfaitPro® Lowfat Blueberry Yogurt (16067)	64 oz	1 bag
OPTIONAL FINISHING		
Whipped topping		32 Tbsp
Blueberries	5¼ oz	1 cup

DIRECTIONS

- 1 Break 8 muffin tops into pieces and divide evenly between 16 serving cups.
- 2 Place ½ cup of blueberries into each cup.
- 3 Pipe 4 oz of yogurt on top of the blueberries.
- 4 Break remaining 8 muffin tops into pieces and divide evenly between servings.
- 5 Top with a dollop of whipped topping and a blueberry if desired.
- 6 Serve chilled or hold under refrigeration until ready to serve.

MEAL PATTERN CONTRIBUTION
1 oz eq grain
1 meat alternative
½ cup fruit



CRUNCHTASTIC!
 Serve with a side of Cinnamon Toast Crunch™ for a tasty dipping option.



PUMPKIN PATCH

YIELD: 16 PORTIONS

INGREDIENTS

PUMPKIN PATCH DIP

- Pumpkin puree
- Pumpkin pie spice
- Cream cheese, fat free, softened
- Brown sugar, packed
- Yoplait® ParfaitPro® Lowfat Vanilla Yogurt (16632)

WEIGHT

MEASURE

- 34 oz 4 cups
- 4 tsp
- 8 oz
- 4 oz 1 cup
- 64 oz 1 bag

DIRECTIONS

PUMPKIN PATCH DIP

- 1 Combine all ingredients until smooth.
- 2 Portion 2 each #12 scoops into serving container.
- 3 Serve chilled.

BUILD THE BENTO BOX

- 1 Complete the box. Serve with ½ cup cinnamon-dusted apple slices, ¼ cup carrot sticks and 2 Tbsp dried cranberries mixed with 1 oz meat alternative of sunflower seeds. Pair with 2 oz equivalent serving of Cinnamon Toast Crunch™ on the side.

PUMPKIN PATCH DIP MEAL PATTERN CONTRIBUTION

- 1 meat alternative
- ¼ cup orange vegetable

PUMPKIN PATCH BOX MEAL PATTERN CONTRIBUTION

- 2 meat alternative
- ¼ cup orange vegetable
- ¾ cup fruit
- 2 oz eq grain

LUCKY RAINBOW PARFAIT

YIELD: 16 PORTIONS

INGREDIENTS	WEIGHT	MEASURE
Strawberries, fresh, sliced	12 oz	2 cups
Peaches, canned, diced, drained	16 oz	2 cups
Green apple, diced	6 oz	2 cups
Blueberries, fresh	10½ oz	2 cups
Yoplait® ParfaitPro® Lowfat Blueberry Yogurt (16067)	64 oz	1 bag
Lucky Charms™ Bowlpak 1 oz (31917)		16 each

DIRECTIONS

- 1 Place ⅛ cup of strawberries in the bottom of each of 16 serving cups. Layer peaches, green apples then blueberries on top of the strawberries.
- 2 Pipe 4 oz of yogurt on top of the blueberries.
- 3 Serve chilled or hold under refrigeration until ready to serve.
- 4 Serve with Lucky Charms™ bowlpak on the side.

MEAL PATTERN CONTRIBUTION
1 oz eq grain
1 meat alternative
½ cup fruit

SERVE WITH PRIDE
Celebrate GLAAD Spirit Day or Pride Month with this colorful parfait.



GO BANANAS!

Build in a fry boat or standard parfait cup for an equally delicious treat.



BANANA SPLIT PARFAIT

YIELD: 16 PORTIONS

INGREDIENTS

WEIGHT

MEASURE

Bananas (150 case count)	3½ lb	16 each
Strawberries, fresh, sliced	12 oz	2 cups
Pineapple, canned, diced, drained (reserve juice)	16 oz	2 cups
Blueberries, fresh	10½ oz	2 cups
Mandarin oranges, canned in juice or light syrup	22¼ oz	2 cups
Yoplait® ParfaitPro® Lowfat Vanilla Yogurt (16632)	64 oz	1 bag
Nature Valley™ Granola Cereal Bulkpak Oats 'n Honey (27111)	16 oz	6¼ cups

OPTIONAL FINISHING

Whipped topping	32 Tbsp
Sprinkles	4 tsp

DIRECTIONS

- 1 Peel and slice bananas in half longways into reserved pineapple juice.
- 2 Toss strawberries, pineapple, blueberries and mandarin oranges together.
- 3 Place two halves of banana in 16 plastic “banana split” boats (or paper fry boat).
- 4 Pipe 4 oz of vanilla yogurt between banana halves.
- 5 Scatter ½ cup of mixed fruit over the yogurt.
- 6 Top with 1 oz of granola right before service and top with whipped topping and sprinkles if desired.
- 7 Serve chilled or hold under refrigeration until ready to serve.

MEAL PATTERN CONTRIBUTION

1 oz eq grain

1 meat alternative

1 cup fruit

SUNNY DAY PARFAIT

YIELD: 16 PORTIONS

INGREDIENTS

WEIGHT MEASURE

Mandarin oranges, canned in juice or light syrup, drained	42½ oz	4 cups
Pears, canned in juice or light syrup, diced, drained	28 oz	4 cups
Yoplait® ParfaitPro® Lowfat Vanilla Yogurt (16632)	64 oz	1 bag
Nature Valley™ Granola Cereal Bulkpak Oats 'n Honey (27111)	16 oz	6¼ cups
Sunflower seeds, roasted, unsalted	16 oz	3¾ cups

OPTIONAL FINISHING

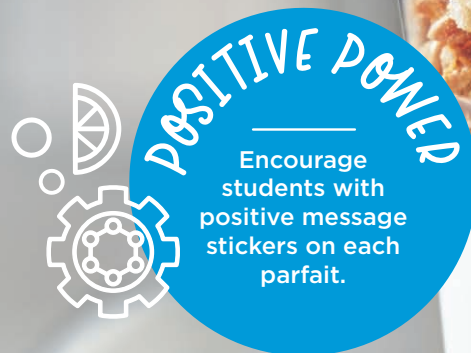
Orange, fresh, cut into eighths	2 each
Strawberries, fresh	16 each

DIRECTIONS

- 1 Combine mandarin oranges and pears and mix thoroughly.
- 2 Place ½ cup of fruit in the bottom of each of 16 serving cups.
- 3 Pipe 4 oz of yogurt on top of the fruit.
- 4 Mix granola and sunflower seeds together and divide between the 16 serving cups.
- 5 If desired, top each parfait with 2 fresh orange segments and a strawberry.
- 6 Serve chilled.

MEAL PATTERN CONTRIBUTION

1 oz eq grain
2 meat alternative
½ cup fruit



SWEET POTATO PIE PARFAIT

YIELD: 8 PORTIONS

INGREDIENTS

WEIGHT MEASURE

SWEET POTATO "PIE" FILLING

Sweet potatoes, cooked and pureed	2 lb 4 oz	4 cups
Brown sugar, packed	4 oz	½ cup
Cinnamon, ground		2 tsp
Ginger, ground		1 tsp
Nutmeg, ground		½ tsp
Yoplait® ParfaitPro® Lowfat Vanilla Yogurt (16632)	32 oz	½ bag

PARFAIT BASE & TOPPING

Nature Valley™ Granola Cereal Bulkpak Oats 'n Honey (27111)	8 oz	¾ cups
Yoplait® ParfaitPro® Lowfat Vanilla Yogurt (16632)	32 oz	½ bag

DIRECTIONS

- 1 In a large mixing bowl, combine mashed sweet potatoes, brown sugar and spices and mix thoroughly.
- 2 Place ½ Tbsp of granola in the bottom of each of 8 serving cups.
- 3 Place 1 #8 scoop of the sweet potato pie filling in each of the 8 serving cups.
- 4 Pipe 2 oz of yogurt on top of the sweet potato pie filling.
- 5 Place additional #8 oz scoop of sweet potato pie filling on top of yogurt then top with remaining yogurt.
- 6 Divide remaining granola evenly between serving cups.
- 7 If desired, top with whipped cream and a sprinkle of cinnamon before serving. Serve chilled.

MEAL PATTERN CONTRIBUTION

1 oz eq grain
2 meat alternative
½ cup orange vegetable



EASY AS PIE
Swap out the sweet potatoes for pumpkin for another fall holiday treat.



Yoplait® ParfaitPro®
Low Fat Vanilla

Nutrition Facts

Serving Size 6 oz / 2/3 (170g)

Amount Per Serving

Calories 150

% Daily Value*

Total Fat 1g	1%
Saturated Fat 0.5g	3%
Trans Fat 0g	
Cholesterol less than 5mg	2%
Sodium 80mg	3%
Total Carbohydrate 31g	11%
Dietary Fiber 0g	0%
Total Sugars 22g	
Added Sugars 17g	34%

Protein 5g

Vitamin D 3.6mcg 15% Calcium 180mg 15%

Iron 0mg 0% Potassium 240g 6%

Vitamin A 170mcg 15%

*Percent Daily Values (DV) tells you how much a nutrient in a serving of food contributes to a daily diet. 2000 calories a day is used for general nutrition advice.

Yoplait® ParfaitPro®
Low Fat Strawberry

Nutrition Facts

Serving Size 6 oz / 2/3 (170g)

Amount Per Serving

Calories 150

% Daily Value*

Total Fat 1g	1%
Saturated Fat 0.5g	3%
Trans Fat 0g	
Cholesterol less than 5mg	2%
Sodium 80mg	3%
Total Carbohydrate 31g	11%
Dietary Fiber 0g	0%
Total Sugars 22g	
Added Sugars 17g	34%

Protein 5g

Vitamin D 3.6mcg 15% Calcium 180mg 15%

Iron 0mg 0% Potassium 240g 6%

Vitamin A 170mcg 15%

*Percent Daily Values (DV) tells you how much a nutrient in a serving of food contributes to a daily diet. 2000 calories a day is used for general nutrition advice.

Yoplait® ParfaitPro®
Low Fat Blueberry

Nutrition Facts

Serving Size 6 oz / 2/3 (170g)

Amount Per Serving

Calories 150

% Daily Value*

Total Fat 1g	1%
Saturated Fat 0.5g	3%
Trans Fat 0g	
Cholesterol less than 5mg	2%
Sodium 80mg	3%
Total Carbohydrate 31g	11%
Dietary Fiber 0g	0%
Total Sugars 22g	
Added Sugars 17g	34%

Protein 5g

Vitamin D 3.6mcg 15% Calcium 180mg 15%

Iron 0mg 0% Potassium 240g 6%

Vitamin A 170mcg 15%

*Percent Daily Values (DV) tells you how much a nutrient in a serving of food contributes to a daily diet. 2000 calories a day is used for general nutrition advice.

LOW FAT VANILLA INGREDIENTS:

Cultured Pasteurized Grade A Low Fat Milk, Sugar, Modified Corn Starch. Contains less than 1% of: Modified Tapioca Starch, Potassium Sorbate Added to Maintain Freshness, Natural Flavor, Vitamin A Acetate, Vitamin D3.

LOW FAT STRAWBERRY INGREDIENTS:

Cultured Pasteurized Grade A Low Fat Milk, Sugar, Modified Corn Starch. Contains less than 1% of: Modified Tapioca Starch, Natural Flavor, Citric Acid, Vegetable Juice (for color), Potassium Sorbate Added to Maintain Freshness, Vitamin A Acetate, Vitamin D3.

LOW FAT BLUEBERRY INGREDIENTS:

Cultured Pasteurized Grade A Low Fat Milk, Sugar, Modified Corn Starch. Contains 1% or less of: Modified Tapioca Starch, Vegetable Juice and Fruit Juice (for color), Natural Flavor, Potassium Sorbate to Maintain Freshness, Vitamin A Acetate, Vitamin D3.

UPC	Product	Case/Pack	Made Without Gelatin
100-70470-16632-9	Yoplait® ParfaitPro® Yogurt Multiserve Pouch, Low Fat Vanilla	6/64 oz	✓
100-70470-16631-2	Yoplait® ParfaitPro® Yogurt Multiserve Pouch, Low Fat Strawberry	6/64 oz	✓
100-18000-16049-2	Yoplait® ParfaitPro® Yogurt Multiserve Pouch, Low Fat Blueberry	6/64 oz	✓




MAKING good. DOING good.

SHARE YOUR LAYER LAB LOVE!

Post your parfait creations on social using **#LayerLab** and **#GoodStartsHere** and you could be featured on our channels!

@generalmillscf @generalmillscf @GeneralMillsConvenienceAndFoodservice



generalmillscf.com/industries/k12